

# STAIRPOD 500 PODIUM

## Stairpod 500 Podium

The unit has been designed to provide a safer way of working on staircases, providing a platform level of 0.5m

For all of those applications that are just out of reach, the Stairpod is the answer!

Allowing stable, safe access whilst working on a staircase, this unit is ideal for 1 man use & rapid access.

This unit is also suitable for use on flat ground, providing platform levels of 0.25m & 0.5m

### Unique Features:

- Platform area ideal size for one man and tools.
- The unit is fitted with adjustable legs with base plates, ideal for most staircases.
- Non slip platform board.
- Gated access to allow ease of entry and exiting to and from the unit
- Stabilizers included with every unit



Flat Ground Platform Levels:  
0.25m & 0.5m

## EURO TOWERS LTD

MANUFACTURER'S OF ALUMINIUM ACCESS EQUIPMENT

Tel: 01604 644 774 Fax: 01604 499 544

Email: sales@eurotowers.co.uk

[www.eurotowers.co.uk](http://www.eurotowers.co.uk)



View our mobile website today simply by scanning the QR code



# STAIRPOD 500 PODIUM

## Stairpod 500 Podium

### Assembly Instructions

- Ensure all parts are present and are not damaged before assembling.
- This unit is not designed for heavy loads.
- Please ensure that any weight is dispersed as evenly as possible





COMPRISING OF...

- 1 x Stairpod Base Unit
- 2 x Adjustable Leg Assemblies - Short
- 2 x Adjustable Leg Assemblies - Tall
- 1 x Stairpod Platform
- 2 x Multi - Purpose Stabilizer
- 1 x Stairpod Step Brace

1. Place platform and any tools/materials on the landing above the stairs.
  2. Open Base out and lock folding section.
  3. Extend legs at folding section end in preparation for placement on stairs.
  4. Place unit in required position on the stairs.  
**NOTE: Gate must be positioned to face the landing.**
  5. Ensure the unit is level by adjusting the legs; Use a spirit level as a guide.
  6. Fit the Stabilizers to each side of the unit at the folding section end facing down the stairs (as shown).
- NOTE: STABILIZERS MUST BE FITTED BEFORE USE ON STAIRCASES**
7. Climb under/through the unit, open the gate and retrieve the platform, position it on the required level.
  8. Enter unit and close the gate behind you before commencing work.
  9. Dismantling is reverse of assembly.

**Note: Use on Level Surfaces Platform Level 0.5m**

To ensure safe access and egress fit the step brace to the vertical above the lowest rung under the gate (as shown). If required, fit stabilizers as identified in your risk assessment.



	Stairpod 500 Podium
Platform Height	0.25m / 0.5m Flat
Safe Working Load	150Kg
Dimensions	600mm x 600mm
Unit Weight	30Kg

### General Safety Rules:

1. Do not use if the product is damaged or has parts missing
2. Do not use on unstable ground such as loose bricks, boxes or blocks
3. Always check the unit is level before use.
4. Remove all personnel and materials before moving the unit.
5. Do not gain extra height by using boxes, ladders etc. on the platform.
6. If there is an overhead hazard use head protection.
7. Do not over load the unit
8. Do not overreach out of the unit
9. Engage all stabilizers in their correct position before use on staircases.
10. Never climb the outside of the unit.
11. Never use the guardrails to gain extra height.

**REMEMBER YOUR SAFETY DEPENDS ON THE SAFE ASSEMBLY AND USE OF THIS EQUIPMENT.**

**Maximum safe working load  
150Kg**

**EURO TOWERS LTD**

MANUFACTURER'S OF ALUMINIUM ACCESS EQUIPMENT

Tel: 01604 644 774 Fax: 01604 499 544

Email: sales@eurotowers.co.uk

[www.eurotowers.co.uk](http://www.eurotowers.co.uk)



View our mobile website today simply by scanning the QR code

